



c.830 Employees



19% Female



R&D centers in Canada, US, Israel and India

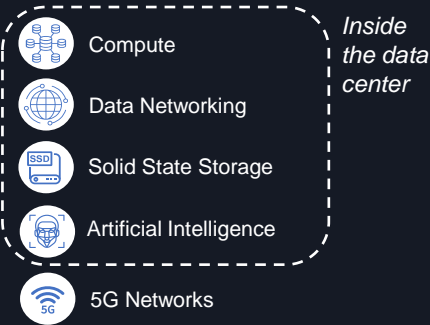
Alphawave Semi (LN:AWE) designs industry-leading, high-speed connectivity solutions for customers in high-growth infrastructure end markets. Our leading-edge technology advances push the boundaries of wired connectivity capabilities, enabling data to travel faster, more reliably, and using lower power.

Our business is driven by the exponential growth of data caused by the digitalisation of the economy and society, increasing requirements for higher speeds and data bandwidth, as well as sustainable data centers.

We monetise our high-performance IP through silicon and IP licences. A high-growth business combined with product cycles of over 7 years, results in high margins and strong cash flows.

\$18bn Addressable Market by 2026¹

End Markets: Digital Infrastructure



Customers Include

- Leading semiconductor companies
- Hyperscalers
- Leading technology companies
- Telco and automotive companies

Key Partnerships

TSMC

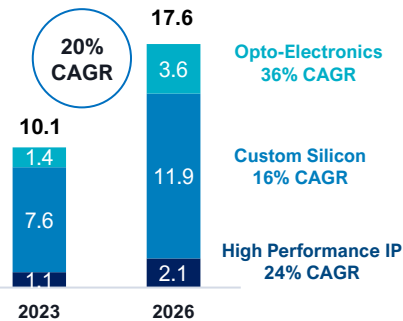
2020-2023 OIP Partner Award
High-Speed SerDes IP Innovations

Samsung Foundry Partner for leading edge connectivity

Intel Foundry Service

Accelerator – IP Alliance Leading Edge Connectivity

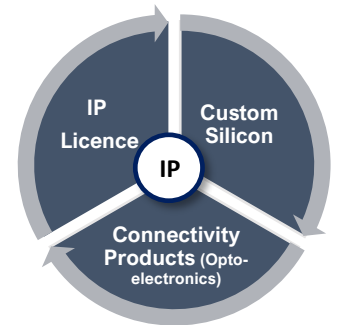
A Growing Addressable Market¹



Market Drivers

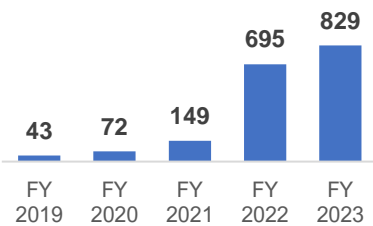
- Digitalisation drives exponential growth in data
- Data bandwidth doubles every 2-3 years driving a technology refresh of switches and transceivers
- High-speed and power-efficient connectivity technology is a key enabler
- Hyperscalers investing through the economic cycle

Vertically Integrated Business Model

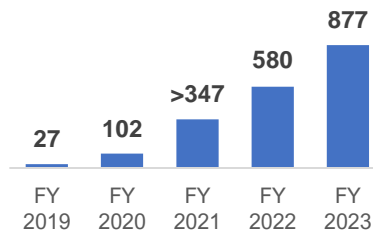


¹ Semico Research Corporation, December 2022, IPNest and Lightcounting

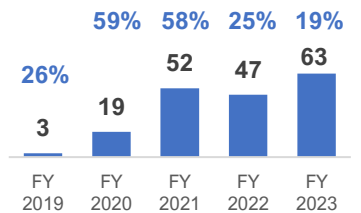
Employees (closing)



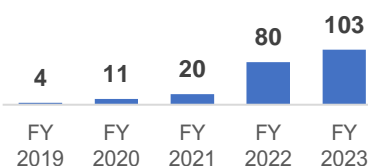
Cumulative Bookings (US\$m)



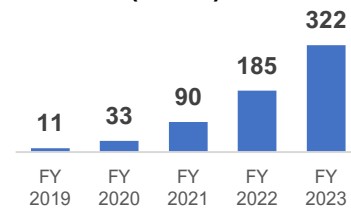
Adjusted EBITDA (US\$m) and %



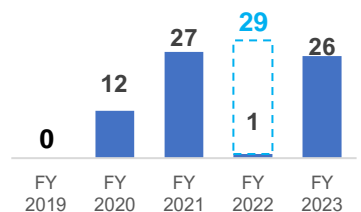
Revenue Generating End Customers



Revenue (US\$m)



Cash from operations(US\$m)



US\$29m, excluding US\$28m deferred compensation payments related to acquisitions



FY 2023 Results

FY 2023 results press release, presentation and recording of the call are available at [Financial Results - Alphawave Semi](#)

Enquiries: Alphawave Semi Investor Relations ir@awavesemi.com

US\$	Actual			Revenue Breakdown	
	FY 2021	FY 2022	FY 2023	FY 2022	FY 2023
Revenues	\$90m	\$185m	\$322m	+106% YoY	+74% YoY
Gross margin	94%	67%	51%		
Opex exc. other expenses	\$36m	\$89m	\$132m		
Adj. EBITDA ²	\$52m	\$47m	\$63m		
Adj. EBITDA %	58%	25%	19%		
Capex (% revenue) of which	2%	8%	6%		
Capitalised Development	-	4%	17%		

US\$(000's)	FY 2023	FY 2022	FY 2021	US\$(000's)	FY 2023	FY 2022	FY 2021	Year-on-Year %	FY 2023	FY 2022	FY 2021
Revenue	321,724	185,406	89,931	Revenue	321,724	185,406	89,931		74%	106%	173%
COS	156,372	(60,777)	(5,199)	License & NREs	167,567	137,600	89,931	License & NREs	22%	53%	173%
Gross profit	165,352	124,629	84,732	Royalties & Silicon	154,157	47,806	-	Royalties & Silicon	222%	nm	-
Gross margin	51%	67%	94%	Total revenue	321,724	185,406	89,931	Total revenue	74%	106%	173%
R&D	(78,216)	(69,358)	(29,444)	% of total	FY 2023	FY 2022	FY 2021				
S&M	(12,810)	(4,647)	(1,275)	License & NREs	52%	74%	100%				
G&A	(40,821)	(15,465)	(5,364)	Royalties & Silicon	48%	26%	-				
Other expenses	(52,857)	2,467	(12,614)	Total revenue	100%	100%	100%				
EBIT	(19,352)	37,626	36,035								
EBIT margin	-6%	20%	40%								

Finance income	3,448	1,684	312
Fin expense	(8,836)	(3,588)	(320)
Share of post tax JV	(14,730)	(18,481)	(12,939)
Profit before tax	(39,470)	17,241	23,088
Tax	(11,532)	(18,328)	(13,657)
Net income	(51,002)	(1,087)	9,431
Net margin	-16%	-1%	10%

In FY 2022 we acquired Precise ITC, OpenFive and Banias Labs. FY 2022 Opex includes associated costs from Precise ITC (from Jan), OpenFive (from 1 Sept) and Banias Labs (from 13 Oct). Adjusted basic loss per share and adjusted diluted loss per share in 2023 and 2022 are the same because the share options and RSUs are anti-dilutive. Therefore, they have been excluded from the calculation of diluted weighted average number of ordinary shares.

Balance sheet and cash flow items			
US\$(000's)	FY 2023	FY 2022	FY 2021
Cash and cash equivalents	101,280	186,231	500,964
Loans and borrowings	220,375	210,201	-
Net (debt)/cash	(119,095)	(23,970)	500,964
Cash flow from operating activities before working capital	67,276	51,049	42,154
Changes in working capital	(41,743)	(50,058)	(15,647)
Cash flow from operating activities before tax	25,533	991	26,507
Purchase of property and equipment	(18,568)	(4,209)	(1,129)
Purchase of intangible assets	(1,825)	(11,334)	(1,038)
Capitalised development	(53,254)	(7,202)	-
Purchase of businesses, net of acquired cash	(7,369)	410,415	-
Investment in joint venture	(14,730)	(9,060)	(22,360)
Capex % of revenue	6%	8%	2%
Capitalised development as % of revenue	17%	4%	-

US\$(000's)	FY 2023	FY 2022	FY 2021
EBIT	(19,352)	37,626	36,035
EBIT %	-6%	20%	40%
D&A	(29,118)	(11,667)	(3,127)
EBITDA	9,766	49,293	39,162
EBITDA %	3%	27%	44%
Adjusted EBITDA	62,623	46,826	51,776
Adjusted EBITDA %	19%	25%	58%
Adjusted net profit	11,349	6,674	22,045
Adjusted net margin	4%	4%	25%

Weighted number of shares	FY 2023	FY 2022	FY 2021
Basic	705,550,299	679,849,437	625,584,760
Fully diluted	705,550,299	679,849,437	702,489,831

Other expenses US\$(000's)	FY 2023	FY 2022	FY 2021
Retention payments/IPO (21)	(8,352)	(1,703)	(9,961)
M&A	(831)	(16,973)	(533)
SBP	(40,691)	(15,695)	(6,143)
Exchange gain	(2,983)	36,838	4,023
Total	(52,857)	2,467	(12,614)



Why invest in Alphawave?

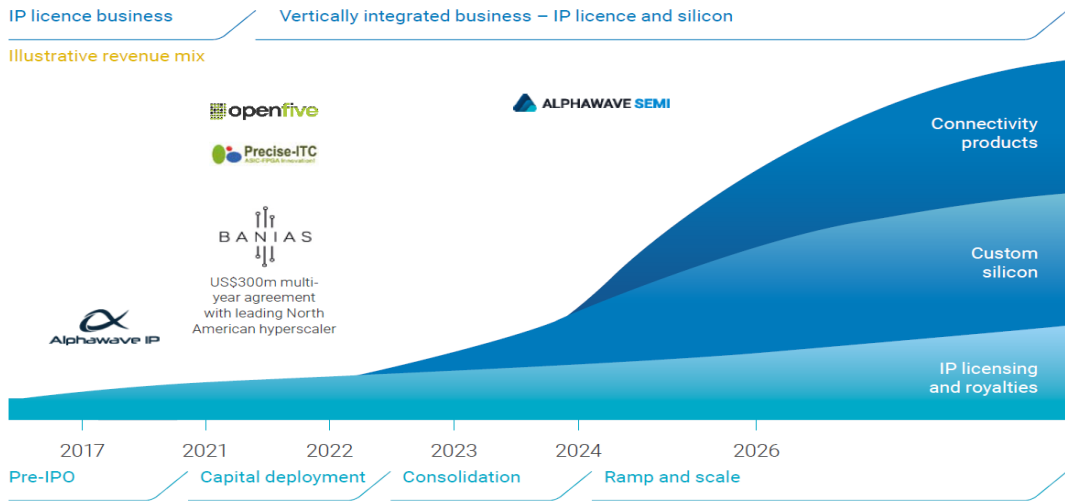
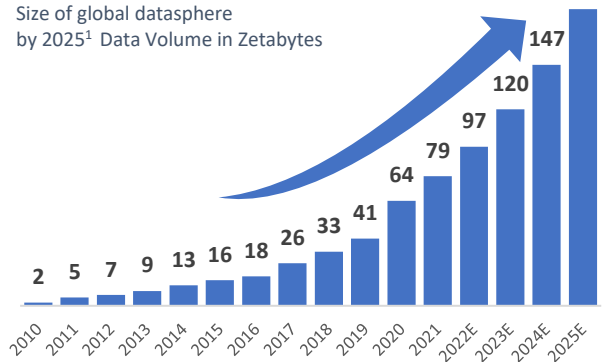
Our business benefits from exposure to the exponential growth of data and the required investment in a more efficient and reliable digital infrastructure, such as data centers.

We support our customers with leading high-performance and power-efficient wired connectivity technology

We monetise our IP through a vertically integrated business model (licence IP and silicon) , delivering high revenue growth and strong cash flow generation, which supports further investment in growth

181 ZB

Size of global datasphere by 2025¹ Data Volume in Zetabytes



Our Strategy

- Maintain the pace of innovation and technology leadership by attracting and retaining talent
- Land & Expand – broader and deeper customer base in our target end markets
- Leverage our IP to expand our product portfolio and grow our custom silicon business

Medium-Term Operating Model

US\$	Outlook 2024	Outlook 2025
Revenues	\$345m-\$365m	c.\$450m
Adj. EBITDA ²	\$70m	
Adj. EBITDA %	~20%	20%-25%



What is happening in data centers?

- **Disaggregated computing:** sharing memory and storage in centralised pools allows it to be used more efficiently
- **Increased used of optical fibre** for shorter distances
- **Increasing use of coherent** optical communication inside data centers
- **Advances in semiconductor manufacturing** technology (CMOS)
- **Chiplets** enabled by high-speed die-to-die connectivity



How does Alphawave technology fit into it?

- Specialised low latency solutions to **enable disaggregation**
- Technology for both **optical and electrical** cables
- Invested in **coherent optical technology** with the acquisition of Banias Labs
- Alphawave has extended its technology leadership into **2nm manufacturing technology**
- Chiplet relies on a **dense fabric of high-speed data interconnect**

¹ The Data Center Journey, From Central Utility To Center Of The Universe (semiengineering.com). Source Statista